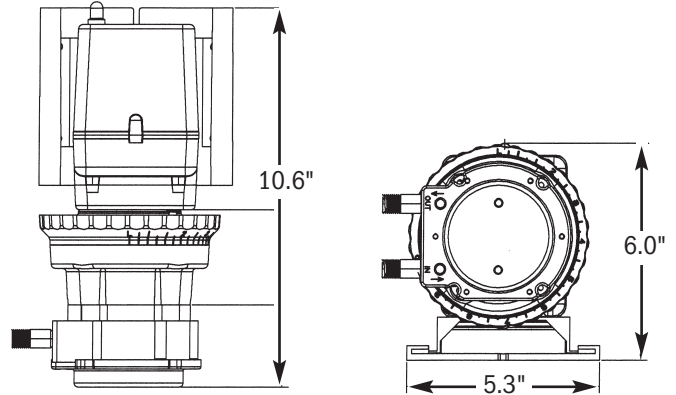





CLASSIC SERIES SINGLE HEAD ADJUSTABLE SPECIFICATIONS

STENNER PUMPS®



SHIPPING WEIGHT 9 lbs (3.9 kg)



THIS PUMP IS TESTED AND
CERTIFIED BY WQA ACCORDING TO
NSF/ANSI 61 FOR CONTACT WITH
SODIUM HYPOCHLORITE AND
WATER ONLY AND NSF/ANSI 372.



Intertek
94247

**CONFORMS TO
ANSI/NSF STD. 50**

Equipment for swimming pools,
spas, hot tubs and other
recreational water facilities.

Agency listings vary by model. Contact factory for details.

FEATURES

- 3-point roller design assists in anti-siphon protection
- Pump head requires no valves, allows for easy maintenance
- Self-priming against maximum working pressure, foot valve not required
- Pump does not lose prime or vapor lock
- Pumps off-gassing solutions and can run dry
- Output volume is not affected by back pressure
- Injection check valve included with models rated 100 psi (6.9 bar) maximum
- Easy to change pump tube; lubrication is not required
- Pump tubes and pump heads interchange between models
- Models (Santoprene® only) tested by Water Quality Association to conform to ANSI/NSF STD 61
- Adjustable models (Santoprene® only) tested by ETL to conform to ANSI/NSF STD 50

CLASSIC SERIES SINGLE HEAD ADJUSTABLE SPECIFICATIONS

STENNER PUMPS®

FLOW RATE OUTPUT CONTROL

External dial ring, 5-100% in 2.5% increments

MAXIMUM WORKING PRESSURE

25 psi (1.7 bar), 100 psi (6.9 bar)

MAXIMUM OPERATING TEMPERATURE

125°F (52°C)

MAXIMUM SUCTION LIFT

25 ft (7.6 m) vertical lift, based on water

MOTOR TYPE

1/30 HP, shaded pole, class B

SHAFT RPM (average maximum)

26 or 44

DUTY CYCLE

Continuous

MOTOR VOLTAGE (Amp Draw)

120V 60Hz 1PH (1.7)

220V 60Hz 1PH (0.9)

230V 50Hz 1PH (0.9)

250V 50Hz 1PH (0.9)

POWER CORD TYPE

120V 60Hz, 220V 60Hz: SJTOW,

230V 50Hz, 250V 50Hz: H05VV-F

POWER CORD PLUG END

120V 60Hz NEMA 5-15P

220V 60Hz NEMA 6-15P

230V 50Hz CEE7/7

250V 50Hz CEE7/7

MATERIALS OF CONSTRUCTION

All Housings Polycarbonate

Pump Tube

Santoprene®, FDA approved or Versilon™

Check Valve Duckbill

Santoprene®, FDA approved or Pellethane®†

Pump Head Rollers

Polyethylene

Roller Bushings

Oil impregnated bronze

Suction/Discharge Tubing, Ferrules

Polyethylene, FDA approved

Tube and Injection Fittings

PVC or Polypropylene, NSF listed

Connecting Nuts

PVC, NSF listed

Suction Line Strainer and Cap

PVC or Polypropylene, NSF listed with

Ceramic Weight

All Fasteners

Stainless steel

Pump Head Latches

Polypropylene

ACCESSORY KIT SHIPPED WITH EACH PUMP

3 Connecting nuts 1/4" or 3/8"

3 Ferrules 1/4" or 6 mm *Europe*

1 Injection check valve 100 psi (6.9 bar) max.
OR **1** Injection fitting 25 psi (1.7 bar) max.

1 Weighted suction line strainer
1/4", 3/8" or 6 mm *Europe*

1 20' Roll suction/discharge tubing
1/4" or 3/8", white or UV black
OR 6 mm White *Europe*

1 Additional pump tube

2 Additional latches

1 Mounting bracket

1 Manual

* Santoprene® is a registered trademark of Exxon Mobil Corporation.

** Versilon™ is a registered trademark of Saint-Gobain Performance Plastics.

† Pellethane® is a registered trademark of Lubrizol Advanced Materials, Inc.

FLOW RATE OUTPUT CHART

Single Head Adjustable 25 psi (1.7 bar) maximum Approximate 20:1 turndown, 2.5% increments

	Model	Item Number Prefix	Pump Tube	Gallons per Day	Gallons per Hour	Ounces per Minute	Liters per Day	Liters per Hour	Milliliters per Minute	Liters per Day	Liters per Hour	Milliliters per Minute
45 SERIES	45M1	45MJL1	1	0.2 to 3.0	0.01 to 0.13	0.02 to 0.27	0.8 to 11.4	0.03 to 0.48	0.56 to 7.92	0.6 to 9.1	0.02 to 0.38	0.31 to 6.32
	45M2	45MJL2	2	0.5 to 10.0	0.02 to 0.42	0.04 to 0.89	1.9 to 37.9	0.08 to 1.58	1.32 to 26.32	1.5 to 30.3	0.06 to 1.26	1.04 to 21.04
	45M3	45MJL3	3	1.1 to 22.0	0.05 to 0.92	0.10 to 1.96	4.2 to 83.3	0.18 to 3.47	2.92 to 57.85	3.3 to 66.6	0.14 to 2.78	2.29 to 46.25
	45M4	45MJL4	4	1.7 to 35.0	0.07 to 1.46	0.15 to 3.11	6.4 to 132.5	0.27 to 5.52	4.44 to 92.01	5.1 to 106.0	0.21 to 4.42	3.54 to 73.61
	45M5	45MJL5	5	2.5 to 50.0	0.10 to 2.08	0.22 to 4.44	9.5 to 189.3	0.40 to 7.89	6.60 to 131.43	7.6 to 151.4	0.32 to 6.31	5.28 to 105.14
85 SERIES	85M1	85MJL1	1	0.3 to 5.0	0.01 to 0.21	0.03 to 0.44	1.1 to 18.9	0.05 to 0.79	0.76 to 13.13	0.9 to 15.1	0.04 to 0.63	0.52 to 10.49
	85M2	85MJL2	2	0.8 to 17.0	0.03 to 0.71	0.07 to 1.51	3.0 to 64.4	0.13 to 2.68	2.08 to 44.65	2.4 to 51.5	0.10 to 2.15	1.67 to 35.76
	85M3	85MJL3	3	2.0 to 40.0	0.08 to 1.67	0.18 to 3.55	7.6 to 151.4	0.32 to 6.31	5.27 to 105.14	6.1 to 121.1	0.25 to 5.05	4.24 to 84.10
	85M4	85MJL4	4	3.0 to 60.0	0.13 to 2.5	0.27 to 5.33	11.4 to 227.1	0.48 to 9.46	7.92 to 157.71	9.1 to 181.7	0.38 to 7.57	6.32 to 126.18
	85M5	85MJL5	5	4.3 to 85.0	0.18 to 3.54	0.38 to 7.55	16.3 to 321.8	0.68 to 13.4	11.32 to 223.40	13.0 to 257.4	0.54 to 10.73	9.03 to 178.75
Approximate Output @ 60Hz									Approximate Output @ 50Hz			

Single Head Adjustable 100 psi (6.9 bar) maximum Approximate 20:1 turndown, 2.5% increments

	Model	Item Number Prefix	Pump Tube	Gallons per Day	Gallons per Hour	Ounces per Minute	Liters per Day	Liters per Hour	Milliliters per Minute	Liters per Day	Liters per Hour	Milliliters per Minute
45 SERIES	45MHP2	45MJH1	1	0.2 to 3.0	0.01 to 0.13	0.02 to 0.27	0.8 to 11.4	0.03 to 0.48	0.56 to 7.92	0.6 to 9.1	0.02 to 0.38	0.31 to 6.32
	45MHP10	45MJH2	2	0.5 to 10.0	0.02 to 0.42	0.04 to 0.89	1.9 to 37.9	0.08 to 1.58	1.32 to 26.32	1.5 to 30.3	0.06 to 1.26	1.04 to 21.04
	45MHP22	45MJH7	7	1.1 to 22.0	0.05 to 0.92	0.10 to 1.96	4.2 to 83.3	0.18 to 3.47	2.92 to 57.85	3.3 to 66.6	0.14 to 2.78	2.29 to 46.25
85 SERIES	85MHP5	85MJH1	1	0.3 to 5.0	0.01 to 0.21	0.03 to 0.44	1.1 to 18.9	0.05 to 0.79	0.76 to 13.13	0.9 to 15.1	0.04 to 0.63	0.52 to 10.49
	85MHP17	85MJH2	2	0.8 to 17.0	0.03 to 0.71	0.07 to 1.51	3.0 to 64.4	0.13 to 2.68	2.08 to 44.65	2.4 to 51.5	0.10 to 2.15	1.67 to 35.76
	85MHP40	85MJH7	7	2.0 to 40.0	0.08 to 1.67	0.18 to 3.55	7.6 to 151.4	0.32 to 6.31	5.27 to 105.14	6.1 to 121.1	0.25 to 5.05	4.24 to 84.10
Approximate Output @ 60Hz									Approximate Output @ 50Hz			

NOTE: Injection check valve included with pumps rated 100 psi (6.9 bar) maximum.

! NOTICE: The information within this chart is solely intended for use as a guide. The output data is an approximation based on pumping water under a controlled testing environment. Many variables can affect the output of the pump. Stenner Pump Company recommends that all metering pumps undergo field calibration by means of analytical testing to confirm their outputs. The information contained in this flyer is not intended for specific application purposes. Stenner Pump Company reserves the right to make changes to prices, products, and specifications at any time without prior notice.